



3933 US Route 11
Cortland, New York 13045

Telephone: +1 (800) 345-3851
Facsimile: +1 (607) 758-6637
www.intertek.com

Project Number: G100283649
Certificate of Conformance Number: 3153392CRT-001c

Date Issued: 12/20/2013

Test Report Number: G100283649CRT-028f



Applicant:
Berk-Tek LLC
132 White Oak Rd.
New Holland, PA 17557
Applicant Contact: Mr. Darren Scott

Manufacturer:
Berk-Tek LLC
132 White Oak Rd.
New Holland, PA 17557
Mfg. Contact: Mr. Darren Scott

Dear Mr. Darren Scott;

Intertek is pleased to provide this letter report covering the testing of one (1) 4 Pair, 23 AWG, FTP, CMP, Plenum, Horizontal (solid) Cable, Part Number: 10167487. The sample was supplied by the client and was a production sample in undamaged condition received at Intertek on 12/11/2013.

The testing was performed at Intertek located in Cortland, NY on 12/13/2013, to the TIA-568-C.2 Category 6A specifications and did comply with the applicable requirements of the specifications.

We have appreciated this opportunity to be of service to you. If there are any questions regarding this letter or any other services offered by Intertek, Please do not hesitate to contact us.

Refer to Appendix A for test summary results

Sincerely,

Antoine Pelletier
Engineer
Global Cabling Products Testing
Phone: (607) 758-6718

John Cash
Technician
Global Cabling Products Testing
Phone: (607) 758-6677



This report is for the exclusive use of Intertek's Client and is provided pursuant to the agreement between Intertek and its Client. Intertek's responsibility and liability are limited to the terms and conditions of the agreement. Intertek assumes no liability to any party, other than to the Client in accordance with the agreement, for any loss, expense or damage occasioned by the use of this report. Only the Client is authorized to permit copying or distribution of this report and then only in its entirety. Any use of the Intertek name or one of its marks for the sale or advertisement of the tested material, product or service must first be approved in writing by Intertek. The observations and test results in this report are relevant only the sample tested. This report by itself does not imply that the material, product or service is or has ever been under an Intertek certification program.

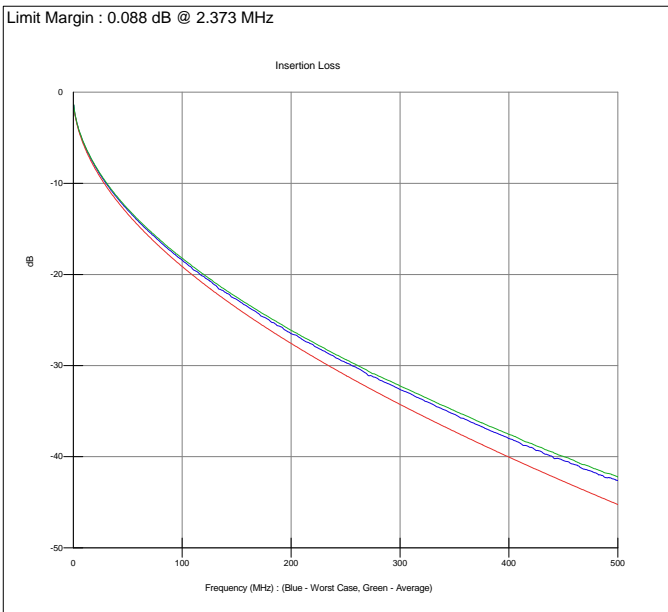
Appendix A

Test Results

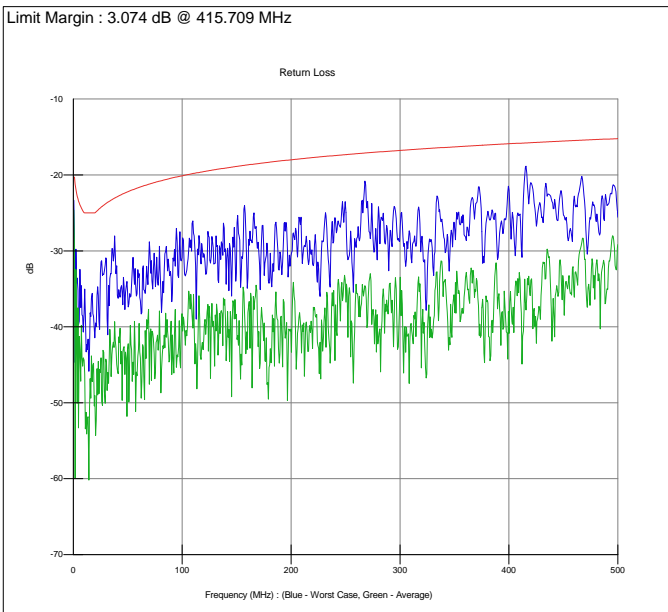


Summary

Client	Berk-Tek LLC	Report No	100283649CRT-028f
Specification	ANSI-TIA-568-C2 Cat 6A Cable	Length(m)	100.
Part No	10167487	Temperature	20 °C
Test Started	12/13/2013 8:22:39 AM	Appendix	A
Description	4x23 F/UTP-CMP-Solid	Test Status	Complies
Technician	System Default		



Insertion Loss			
Freq	Worst Case	Average	Spec
1.	1.9	1.9	2.1
4.	3.7	3.6	3.8
8.	5.1	5.1	5.3
10.	5.7	5.7	5.9
16.	7.3	7.2	7.5
20.	8.1	8.0	8.4
25.	9.1	9.0	9.4
31.25	10.2	10.1	10.5
62.5	14.5	14.3	15.0
100.	18.4	18.2	19.1
250.	29.7	29.3	31.1
500.	42.6	42.2	45.3

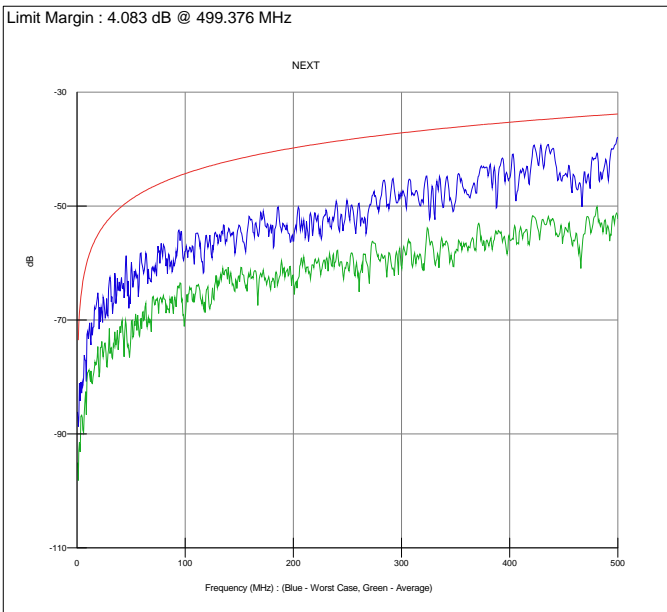


Return Loss			
Freq	Worst Case	Average	Spec
1.	27.8	28.6	20.1
4.	34.5	42.4	23.0
8.	38.6	44.1	24.5
10.	37.5	44.8	25.0
16.	40.0	49.0	25.0
20.	41.0	50.3	25.0
25.	33.5	45.6	24.3
31.25	39.7	47.8	23.6
62.5	39.6	48.8	21.5
100.	30.4	39.1	20.1
250.	24.4	35.6	17.3
500.	25.6	29.2	15.2

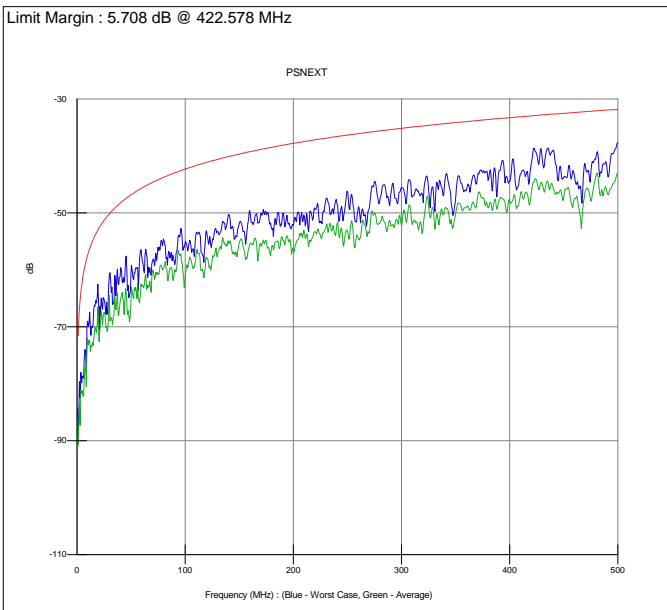


Summary

Client	Berk-Tek LLC	Report No	100283649CRT-028f
Specification	ANSI-TIA-568-C2 Cat 6A Cable	Length(m)	100.
Part No	10167487	Temperature	20 °C
Test Started	12/13/2013 8:22:39 AM	Appendix	A
Description	4x23 F/UTP-CMP-Solid	Test Status	Complies
Technician	System Default		



NEXT			
Freq	Worst Case	Average	Spec
1.	90.0	97.6	74.1
4.	82.1	86.8	65.3
8.	77.4	82.6	60.8
10.	72.3	79.2	59.3
16.	68.4	78.5	56.2
20.	68.0	78.1	54.8
25.	68.0	75.2	53.3
31.25	64.6	75.0	51.9
62.5	61.8	69.2	47.4
100.	58.3	69.7	44.3
250.	49.4	60.0	38.3
500.	38.1	52.3	33.8

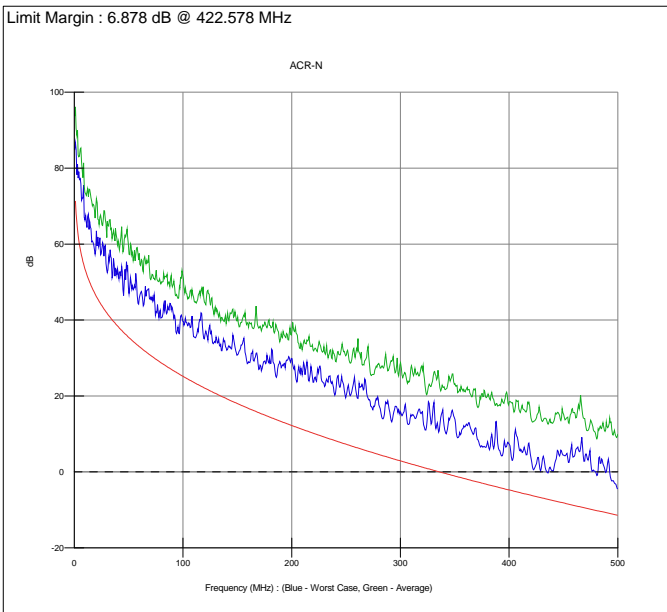


PSNEXT			
Freq	Worst Case	Average	Spec
1.	88.0	90.2	72.1
4.	79.1	81.4	63.3
8.	75.0	77.1	58.8
10.	69.8	72.3	57.3
16.	66.4	71.4	54.2
20.	66.6	70.9	52.8
25.	65.5	67.5	51.3
31.25	62.4	68.4	49.9
62.5	60.2	62.2	45.4
100.	55.3	61.8	42.3
250.	46.3	53.2	36.3
500.	37.9	43.2	31.8

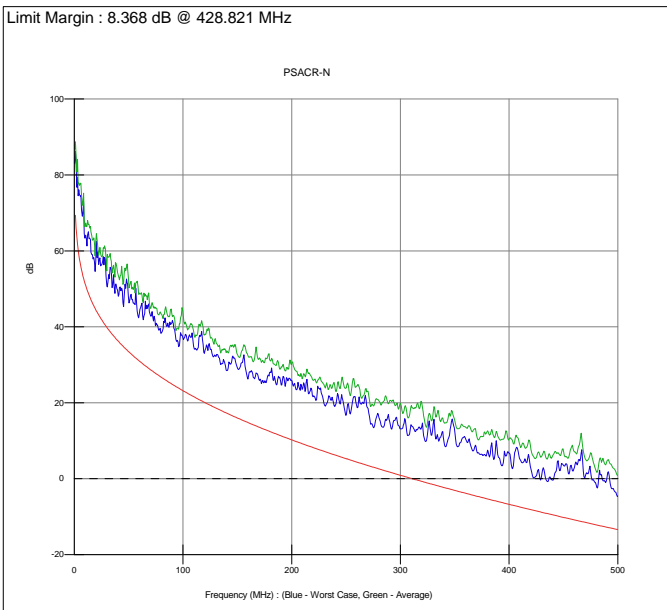


Summary

Client	Berk-Tek LLC	Report No	100283649CRT-028f
Specification	ANSI-TIA-568-C2 Cat 6A Cable	Length(m)	100.
Part No	10167487	Temperature	20 °C
Test Started	12/13/2013 8:22:39 AM	Appendix	A
Description	4x23 F/UTP-CMP-Solid	Test Status	Complies
Technician	System Default		



ACR-N			
Freq	Worst Case	Average	Spec
1.	88.2	95.7	72.0
4.	78.4	83.2	61.5
8.	72.3	77.6	55.4
10.	66.6	73.5	53.4
16.	61.2	71.4	48.8
20.	59.9	70.1	46.4
25.	59.0	66.3	44.0
31.25	54.4	64.9	41.4
62.5	47.4	54.9	32.4
100.	40.0	51.5	25.2
250.	19.9	30.7	7.3
500.	-4.4	10.0	-11.4

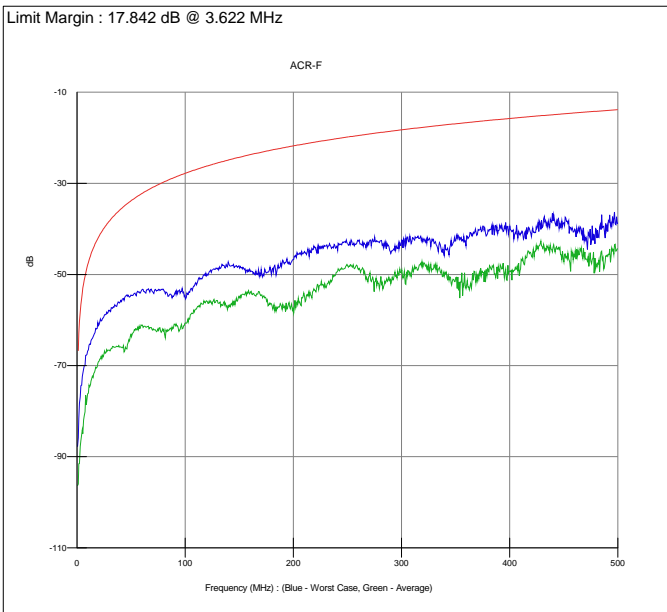


PSACR-N			
Freq	Worst Case	Average	Spec
1.	86.1	88.3	70.0
4.	75.4	77.8	59.5
8.	70.0	72.1	53.4
10.	64.1	66.6	51.4
16.	59.2	64.2	46.8
20.	58.6	62.9	44.4
25.	56.5	58.5	42.0
31.25	52.2	58.4	39.4
62.5	45.7	47.9	30.4
100.	37.0	43.6	23.2
250.	16.8	23.9	5.3
500.	-4.5	1.0	-13.4



Summary

Client	Berk-Tek LLC	Report No	100283649CRT-028f
Specification	ANSI-TIA-568-C2 Cat 6A Cable	Length(m)	100.
Part No	10167487	Temperature	20 °C
Test Started	12/13/2013 8:22:39 AM	Appendix	A
Description	4x23 F/UTP-CMP-Solid	Test Status	Complies
Technician	System Default		



ACR-F			
Freq	Worst Case	Average	Spec
1.	86.2	96.1	67.5
4.	74.5	85.7	55.8
8.	67.8	76.5	49.7
10.	66.8	76.2	47.8
16.	63.0	71.5	43.7
20.	61.2	69.1	41.8
25.	59.2	67.5	39.8
31.25	57.9	66.4	37.9
62.5	53.8	61.4	31.9
100.	54.9	60.7	27.8
250.	43.2	48.0	19.8
500.	38.6	44.4	13.8

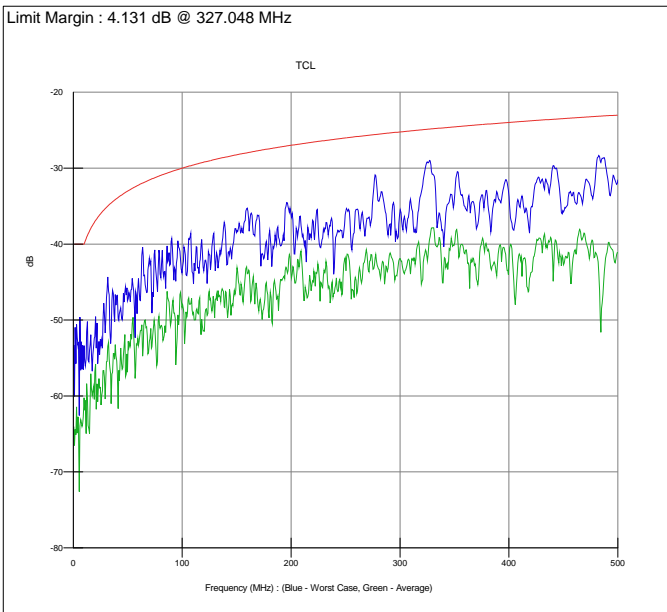


PSACR-F			
Freq	Worst Case	Average	Spec
1.	84.9	88.8	64.5
4.	73.8	78.5	52.8
8.	67.2	70.2	46.7
10.	65.9	69.7	44.8
16.	61.3	64.6	40.7
20.	58.9	62.5	38.8
25.	57.4	60.4	36.8
31.25	56.6	59.3	34.9
62.5	52.8	55.1	28.9
100.	52.9	54.0	24.8
250.	39.8	42.4	16.8
500.	37.7	38.5	10.8

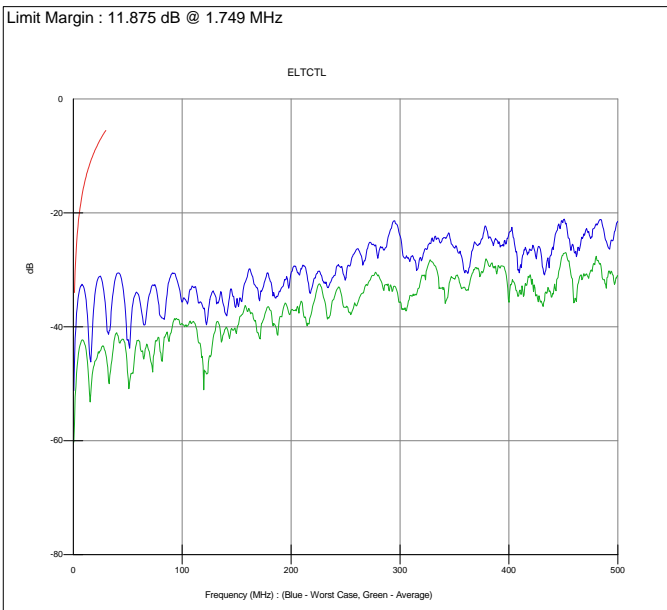


Summary

Client	Berk-Tek LLC	Report No	100283649CRT-028f
Specification	ANSI-TIA-568-C2 Cat 6A Cable	Length(m)	100.
Part No	10167487	Temperature	20 °C
Test Started	12/13/2013 8:22:39 AM	Appendix	A
Description	4x23 F/UTP-CMP-Solid	Test Status	Complies
Technician	System Default		



TCL			
Freq	Worst Case	Average	Spec
1.	58.7	66.0	40.0
4.	52.9	63.6	40.0
8.	56.4	64.0	40.0
10.	54.3	60.6	40.0
16.	52.2	57.7	38.0
20.	52.5	56.7	37.0
25.	52.7	59.4	36.0
31.25	45.6	55.0	35.1
62.5	43.6	51.2	32.0
100.	43.5	48.2	30.0
250.	35.8	42.8	26.0
500.	31.5	41.2	23.0



ELTCTL			
Freq	Worst Case	Average	Spec
1.	47.4	57.8	34.7
4.	35.7	46.1	23.0
8.	32.5	42.3	16.9
10.	33.4	42.8	15.0
16.	46.1	52.0	10.9
20.	34.2	46.0	9.0
25.	31.2	44.2	7.0
31.25	41.4	46.6	
62.5	37.1	44.3	
100.	35.6	39.5	
250.	31.8	36.6	
500.	21.5	31.2	